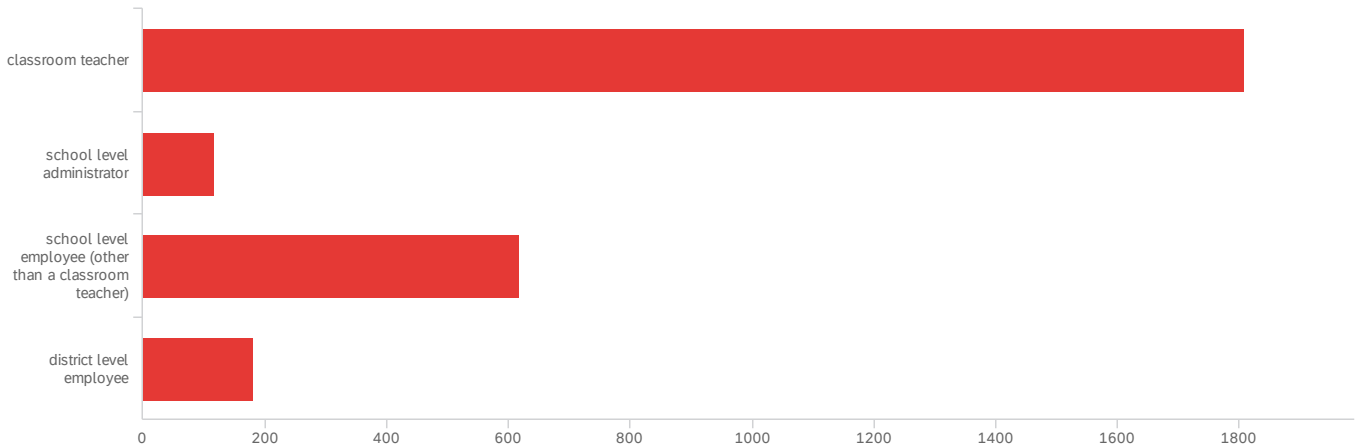


Default Report

Alpine School District Online Learning & Future Options EMPLOYEE Survey

I am a

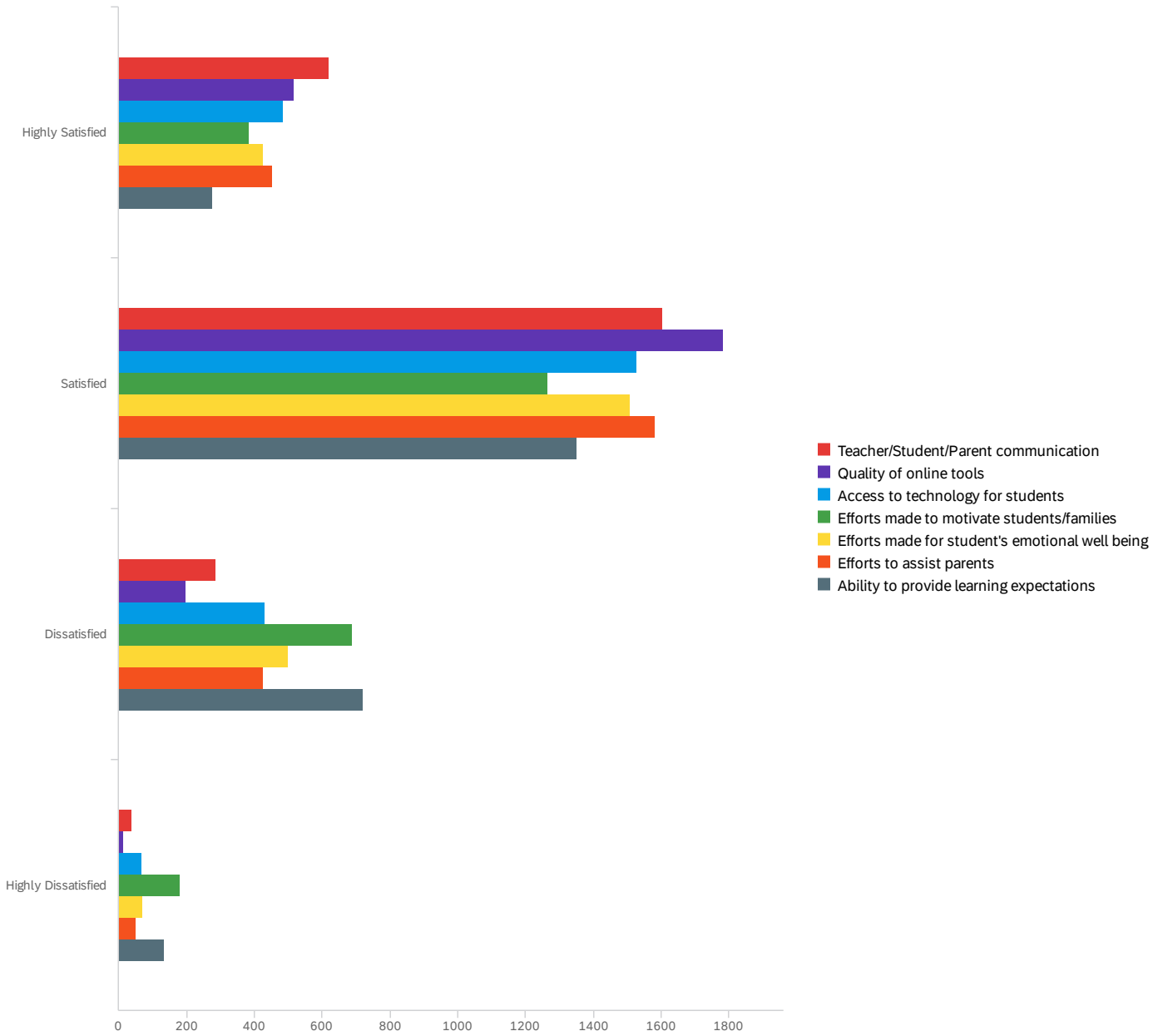


#	Field	Minimum	Maximum	Mean	Std Deviation	Variance	Count
1	I am a	1.00	4.00	1.70	1.03	1.07	2,726

#	Field	Choice Count
1	classroom teacher	66.36% 1809
2	school level administrator	4.29% 117
3	school level employee (other than a classroom teacher)	22.67% 618
4	district level employee	6.68% 182

2726

How satisfied were you with the ability to provide for the following areas during school dismissal?

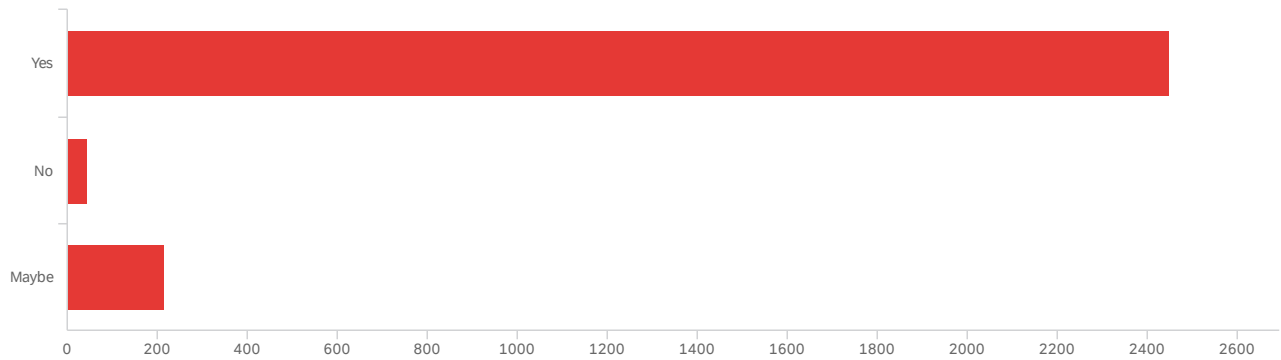


#	Field	Minimum	Maximum	Mean	Std Deviation	Variance	Count
1	Teacher/Student/Parent communication	1.00	4.00	1.90	0.64	0.41	2,549

#	Field	Minimum	Maximum	Mean	Std Deviation	Variance	Count
2	Quality of online tools	1.00	4.00	1.88	0.54	0.29	2,512
3	Access to technology for students	1.00	4.00	2.03	0.69	0.47	2,514
4	Efforts made to motivate students/families	1.00	4.00	2.26	0.80	0.64	2,520
5	Efforts made for student's emotional well being	1.00	4.00	2.09	0.69	0.48	2,506
6	Efforts to assist parents	1.00	4.00	2.03	0.65	0.43	2,513
7	Ability to provide learning expectations	1.00	4.00	2.29	0.73	0.54	2,484

#	Field	Highly Satisfied	Satisfied	Dissatisfied	Highly Dissatisfied	Total
1	Teacher/Student/Parent communication	24.28% 619	62.97% 1605	11.22% 286	1.53% 39	2549
2	Quality of online tools	20.54% 516	71.06% 1785	7.84% 197	0.56% 14	2512
3	Access to technology for students	19.29% 485	60.82% 1529	17.18% 432	2.70% 68	2514
4	Efforts made to motivate students/families	15.28% 385	50.24% 1266	27.34% 689	7.14% 180	2520
5	Efforts made for student's emotional well being	17.00% 426	60.18% 1508	19.99% 501	2.83% 71	2506
6	Efforts to assist parents	18.07% 454	63.03% 1584	16.91% 425	1.99% 50	2513
7	Ability to provide learning expectations	11.15% 277	54.39% 1351	29.07% 722	5.39% 134	2484

If Utah government & education officials and the Utah County Health Department allow for school to resume starting in August, do you anticipate returning to work at your school site?



#	Field	Minimum	Maximum	Mean	Std Deviation	Variance	Count
1	If Utah government & education officials and the Utah County Health Department allow for school to resume starting in August, do you anticipate returning to work at your school site?	1.00	3.00	1.17	0.55	0.30	2,708

#	Field	Choice Count
1	Yes	90.51% 2451
2	No	1.59% 43
3	Maybe	7.90% 214
		2708

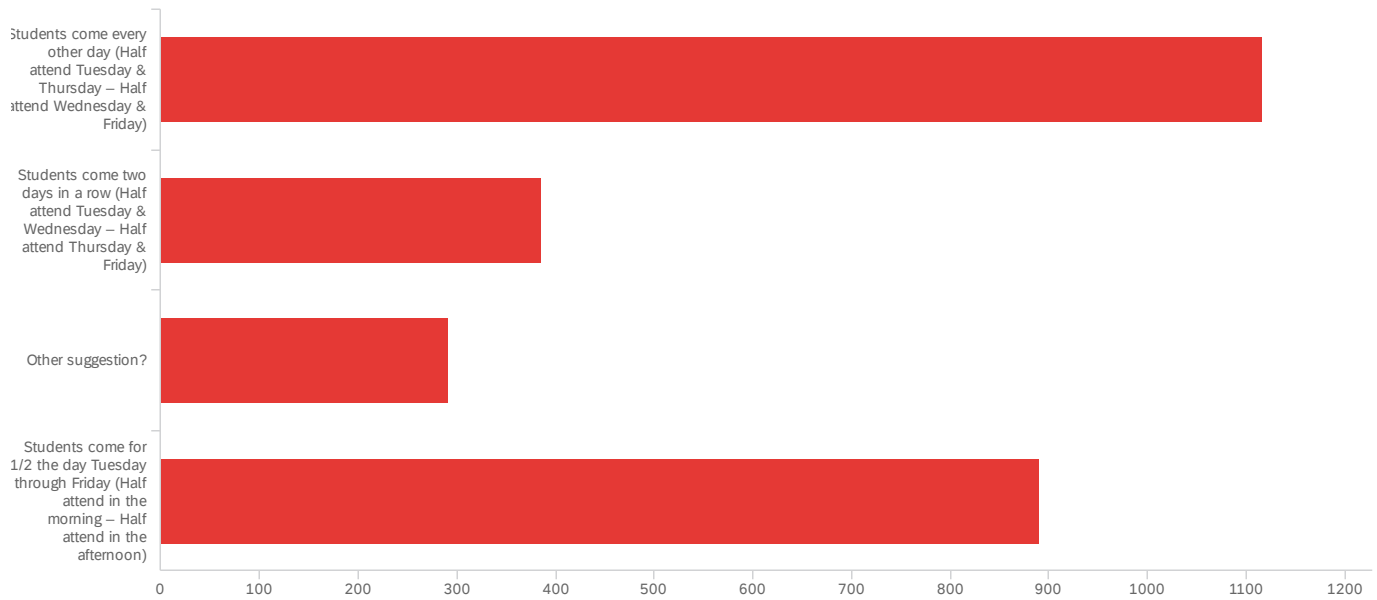
Rate the degree of importance in having teachers and students back in school for face-to-face instruction.



■ Detractor ■ Passive ■ Promoter

Field	Choice Count
Detractor	14.06% 379
Passive	24.70% 666
Promoter	61.24% 1651
	2696

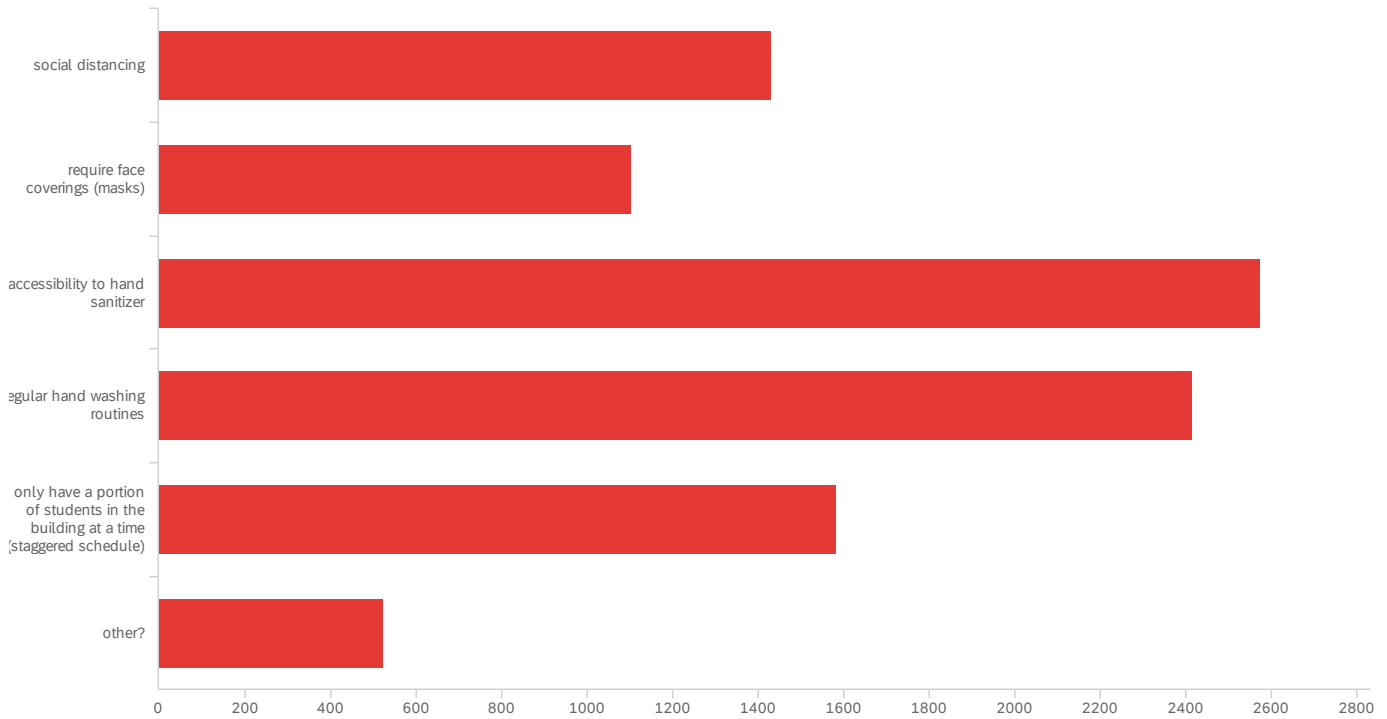
If only half of the students can be in the building at a time (staggered schedule), what is your preference? (Supposing that Monday would be used for teacher preparation, collaboration, open labs, and intervention time to work with small groups of students.)



#	Field	Minimum	Maximum	Mean	Std Deviation	Variance	Count
1	If only half of the students can be in the building at a time (staggered schedule), what is your preference? (Supposing that Monday would be used for teacher preparation, collaboration, open labs, and intervention time to work with small groups of students.) - Selected Choice	1.00	4.00	2.36	1.31	1.72	2,685

#	Field	Choice Count
1	Students come every other day (Half attend Tuesday & Thursday – Half attend Wednesday & Friday)	41.60% 1117
2	Students come two days in a row (Half attend Tuesday & Wednesday – Half attend Thursday & Friday)	14.38% 386
3	Other suggestion?	10.84% 291
4	Students come for 1/2 the day Tuesday through Friday (Half attend in the morning – Half attend in the afternoon)	33.18% 891

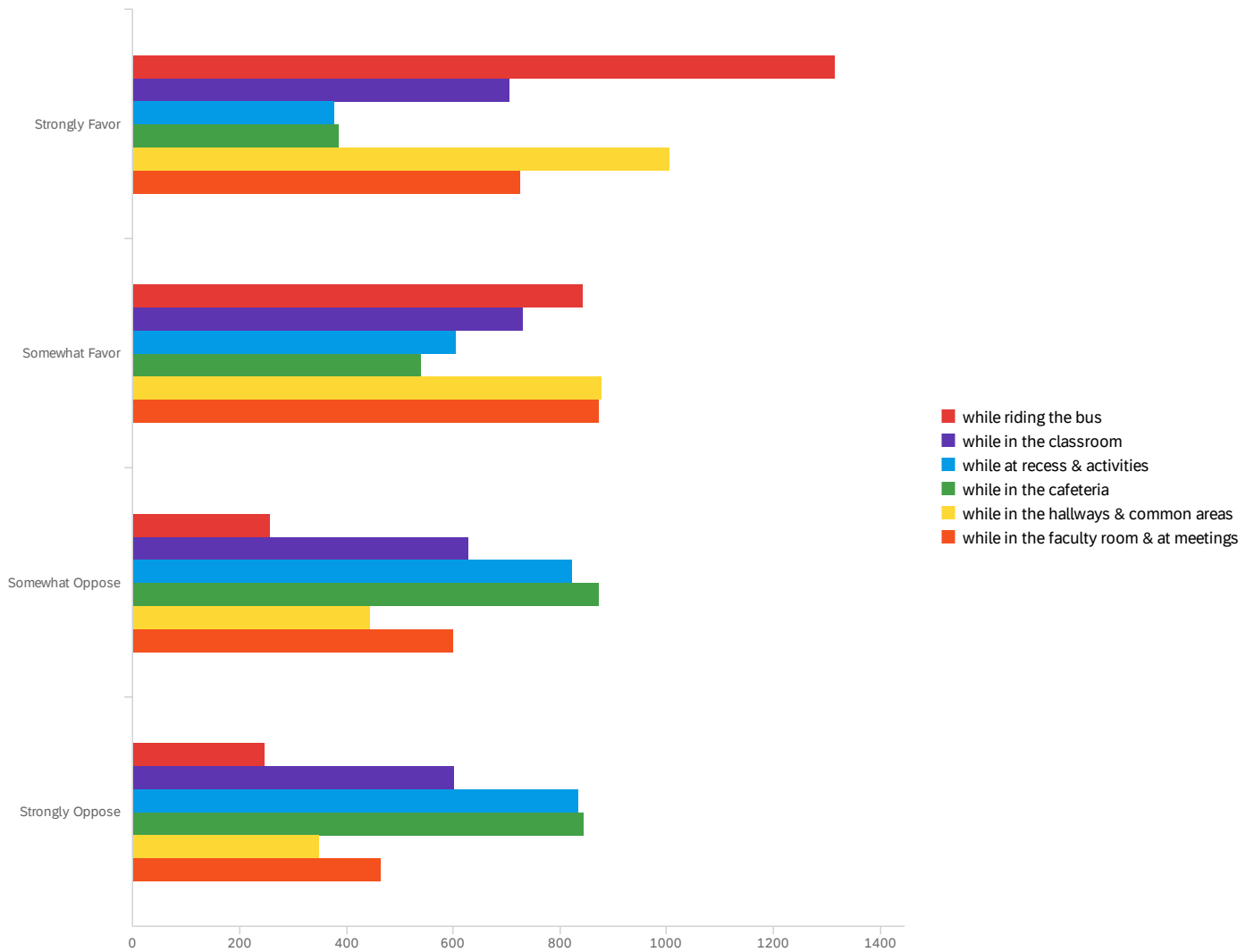
If students and employees are back in school for face-to-face instruction, mark which safety measures should be used (mark all that apply)



#	Field	Choice Count
1	social distancing	14.85% 1432
2	require face coverings (masks)	11.46% 1105
3	accessibility to hand sanitizer	26.72% 2576
4	regular hand washing routines	25.07% 2417
5	only have a portion of students in the building at a time (staggered schedule)	16.43% 1584
6	other?	5.46% 526

9640

Please indicate your preference regarding students and employees wearing face coverings (masks).

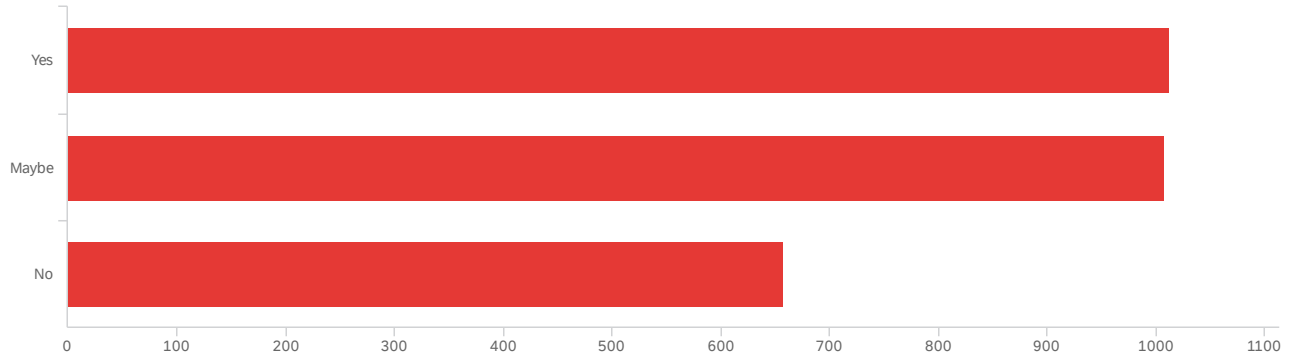


#	Field	Minimum	Maximum	Mean	Std Deviation	Variance	Count
1	while riding the bus	1.00	4.00	1.79	0.96	0.92	2,664
2	while in the classroom	1.00	4.00	2.42	1.11	1.23	2,670
3	while at recess & activities	1.00	4.00	2.80	1.04	1.08	2,643
4	while in the cafeteria	1.00	4.00	2.82	1.04	1.08	2,646

#	Field	Minimum	Maximum	Mean	Std Deviation	Variance	Count
5	while in the hallways & common areas	1.00	4.00	2.05	1.03	1.06	2,679
6	while in the faculty room & at meetings	1.00	4.00	2.30	1.05	1.10	2,664

#	Field	Strongly Favor	Somewhat Favor	Somewhat Oppose	Strongly Oppose	Total
1	while riding the bus	49.40% 1316	31.68% 844	9.65% 257	9.27% 247	2664
2	while in the classroom	26.48% 707	27.38% 731	23.56% 629	22.58% 603	2670
3	while at recess & activities	14.30% 378	22.89% 605	31.18% 824	31.63% 836	2643
4	while in the cafeteria	14.63% 387	20.45% 541	32.99% 873	31.93% 845	2646
5	while in the hallways & common areas	37.55% 1006	32.77% 878	16.61% 445	13.06% 350	2679
6	while in the faculty room & at meetings	27.25% 726	32.77% 873	22.52% 600	17.45% 465	2664

If face coverings (masks) were only suggested, would you wear one?



#	Field	Minimum	Maximum	Mean	Std Deviation	Variance	Count
1	If face coverings (masks) were only suggested, would you wear one?	1.00	3.00	1.87	0.78	0.61	2,679

#	Field	Choice Count
1	Yes	37.81% 1013
2	Maybe	37.63% 1008
3	No	24.56% 658
		2679